



Genuine freshness




Model: **CFC11A**

Cherry

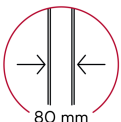
CABINET PASTRY LINE - SERIE CHERRY - TEMP. -25 / -15 °C - 20 X EN1. AIR CONDENSING UNIT



Easy to use



Ideal for any installation



80 mm

High insulation thickness



Ecological refrigerant gas



COMMANDS, CONTROLS AND SAFETY DEVICES

- HACCP alarm indication
- Command interface with capacitive teletermstat

STRUCTURAL CHARACTERISTICS

- Monoblock construction.
- Internal stainless steel.
- External Scotch Brite satin finish stainless steel.
- 80 mm-thick insulation.
- High density CFC and HCFC-free PU insulation (42 kg/m³).
- Self-closing doors with opening position block at 100° and magnetic gaskets on all 4 sides.
- Rounded cell corners for easy cleaning.
- Indirect ventilation thanks to the full-length duct system for optimal air circulation and uniform temperature distribution.
- Integrated LED lighting on the dashboard.
- Locking fixtures.
- Stainless steel easily-open Dashboard to facilitate periodic maintenance (condenser cleaning)
- Full-length ergonomic stainless steel handle

REFRIGERANT GROUP

- Monoblock ceiling system with an evaporator outside the cold room to allow for the exploitation of the entire refrigerated volume.
- Automatic defrost and defrost water self evaporating without the use of energy.
- Tropicalized group (class "T" 43°C).
- Climate class 5.
- R290 ecological refrigerant gas

STANDARD EQUIPMENT

20-CGL: N. 20 COUPLE OF L-SHAPED SLIDES

OPTIONAL TO BE REQUESTED WHEN ORDERING

TS-AVPG: AC 208/230 V - 60 HZ

SKRT-AVPG: WHEEL KIT WITH BRAKE

SCGL-EN1-450: "L" SLIDES PAIR - EN1 - L=450 - AISI 304

SZC-EN1: CLOSING PLINTH

EXTRA ACCESSORIES THAT CAN BE INSTALLED FOLLOWING PURCHASE

KRT-AVPG: WHEEL KIT WITH BRAKE

ZC-EN1: CLOSING PLINTH

CGL-EN1-450: "L" SLIDES PAIR - EN1 - L=450 - AISI 304

DIMENSIONS

Width	mm	780
Depth	mm	800
Height	mm	2090
Door Span Width	mm	620
Internal Depth	mm	555
Door Span Height	mm	1442
Package width	mm	820
Package depth	mm	840
Package height	mm	2240
Weight	Kg	151
Weight with package	Kg	161

TECHNICAL DATA

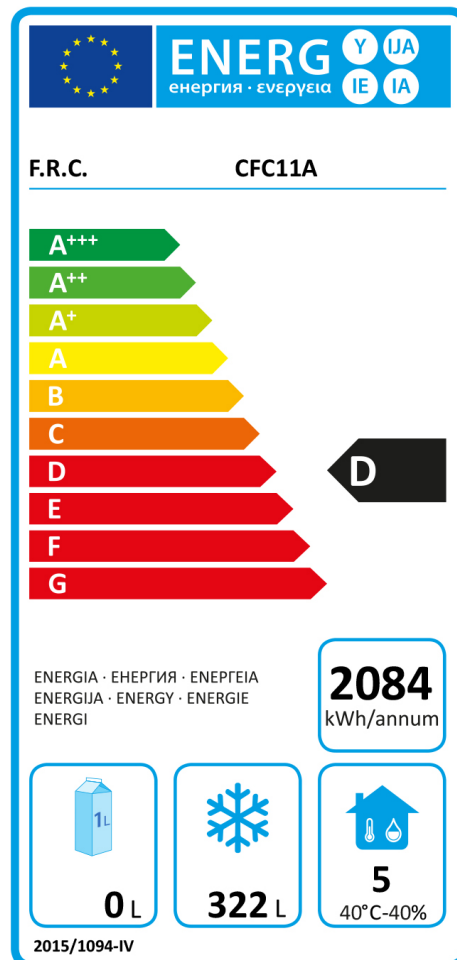
Working temperature	°C	-25/-15
Climate class		5
Energy class		D
EEL - Energy Efficiency Index		68,14
GWP - Global Warming Potential		3
Refrigerant - Type		R290

CAPACITY

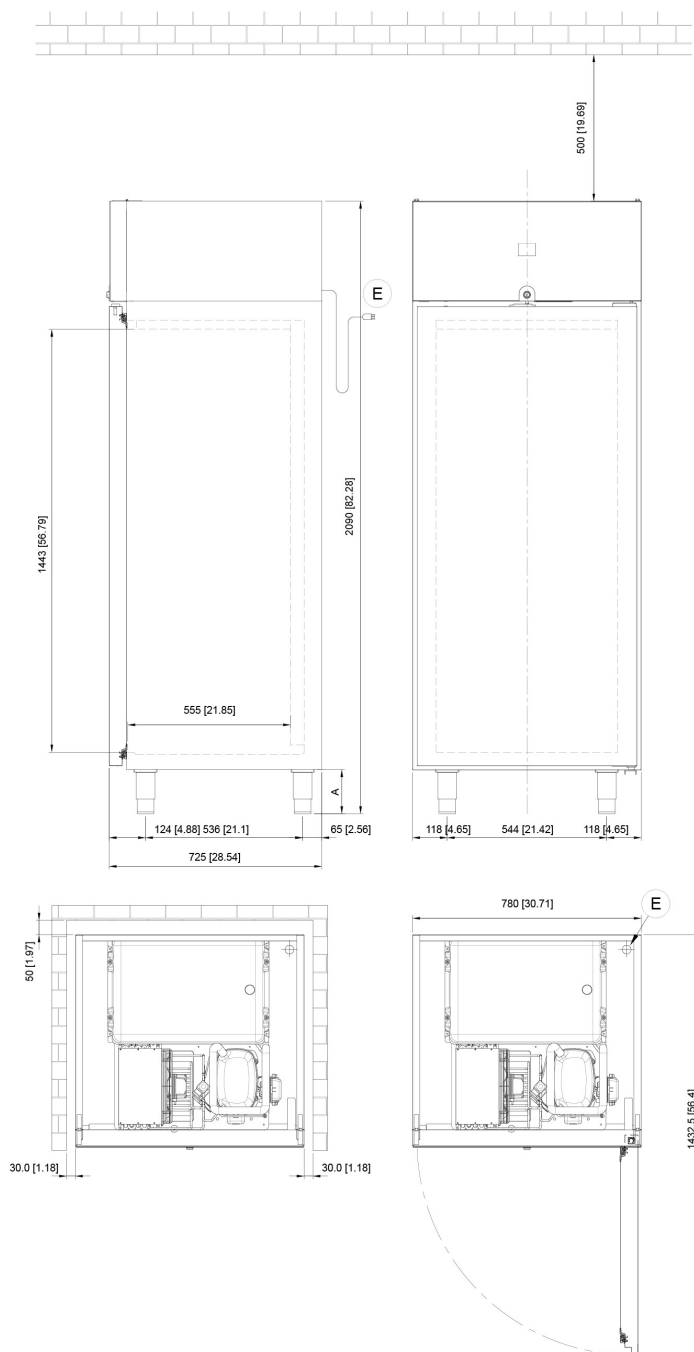
Volume utile	lt	322,20
Capacity		20 x EN1

POWER SUPPLY

Max electric power	kW	0,684
Cooling power	kW	0,516
Max consumption	A	3,3
Power supply voltage	V	230
Frequency	Hz	50



* TN - Evap. temp. -10°C / Cond. temp. +45°C || BT - Evap. temp. -25°C / Cond. temp. +45°C.



DIMENSIONI mm

DIMENSIONS [in]

A = 140 / 200 PIEDINI - FEET

A = 155 RUOTE \varnothing 100 - CASTORS \varnothing 100

- Ⓔ IT - INGRESSO CAVO ALIMENTAZIONE ELETTRICA
 EN - ELECTRICAL POWER SUPPLY CABLE INLET
 FR - ENTRÉE DU CÂBLE D'ALIMENTATION ÉLECTRIQUE
 DE - ANSCHLUß STROMKABEL
 ES - ENTRADA CABLE DE ALIMENTACIÓN ELÉCTRICA
 RU - ВХОД ДЛЯ ЭЛЕКТРИЧЕСКОГО КАБЕЛЯ ПИТАНИЯ