



Genuine freshness



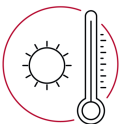
Model: **CGCG1A**

Cherry

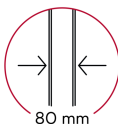
CABINET ICE CREAM LINE - SERIE CHERRY - TEMP. -25 / -12 °C - CAPACITY 54 PCS OF 5 LITRES, 165 X 360 X 120 MM.
AIR CONDENSING UNIT



Easy to use



Ideal for any
installation



80 mm
High insulation
thickness



Ecological
refrigerant gas



COMMANDS, CONTROLS AND SAFETY DEVICES

- HACCP alarm indication
- Command interface with capacitive teletermostat

STRUCTURAL CHARACTERISTICS

- Monoblock construction.
- Internal stainless steel.
- External Scotch Brite satin finish stainless steel.
- 80 mm-thick insulation.
- High density CFC and HCFC-free PU insulation (42 kg/m³).
- Self-closing doors with opening position block at 100° and magnetic gaskets on all 4 sides.
- Rounded cell corners for easy cleaning.
- Indirect ventilation thanks to the full-length duct system for optimal air circulation and uniform temperature distribution.
- Integrated LED lighting on the dashboard.
- Locking fixtures.
- Stainless steel easily-open Dashboard to facilitate periodic maintenance (condenser cleaning)
- Full-length ergonomic stainless steel handle

REFRIGERANT GROUP

- Monoblock ceiling system with an evaporator outside the cold room to allow for the exploitation of the entire refrigerated volume.
- Automatic defrost and defrost water self evaporating without the use of energy.
- Tropicalized group (class "T" 43°C).
- Climate class 5.
- R290 ecological refrigerant gas

STANDARD EQUIPMENT

- 5-CGC: N. 5 C SLIDES COUPLE
5-RI: N. 5 STAINLESS STEEL SHELFS

OPTIONAL TO BE REQUESTED WHEN ORDERING

- TS-AVPG: AC 208/230 V - 60 HZ
SZC-ICE: CLOSING PLINTH
SKRT-AVPG: WHEEL KIT WITH BRAKE
SRI-ICE: STAINLESS STEEL SHELF, COMPLETE WITH "C" GUIDES

EXTRA ACCESSORIES THAT CAN BE INSTALLED FOLLOWING PURCHASE

- KRT-AVPG: WHEEL KIT WITH BRAKE
ZC-ICE: CLOSING PLINTH
RI-ICE: STAINLESS STEEL SHELF, COMPLETE WITH "C" GUIDES

DIMENSIONS

Width	mm	780
Depth	mm	965
Height	mm	2090
Door Span Width	mm	620
Internal Depth	mm	725
Door Span Height	mm	1442
Package width	mm	820
Package depth	mm	1005
Package height	mm	2240
Package volume	m ³	1,85
Weight	Kg	204
Weight with package	Kg	214

TECHNICAL DATA

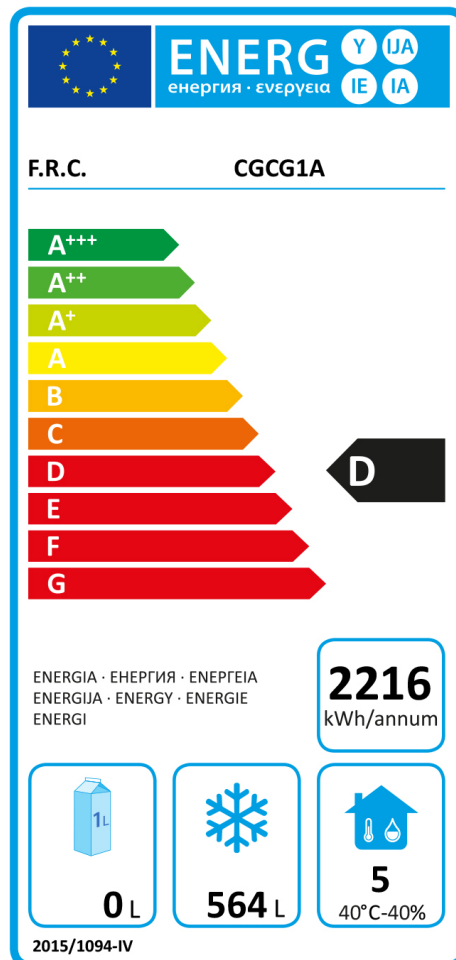
Working temperature	°C	-25/-12
Climate class		5
Energy class		D
EEL - Energy Efficiency Index		52,11
GWP - Global Warming Potential		3
Refrigerant - Type		R290

CAPACITY

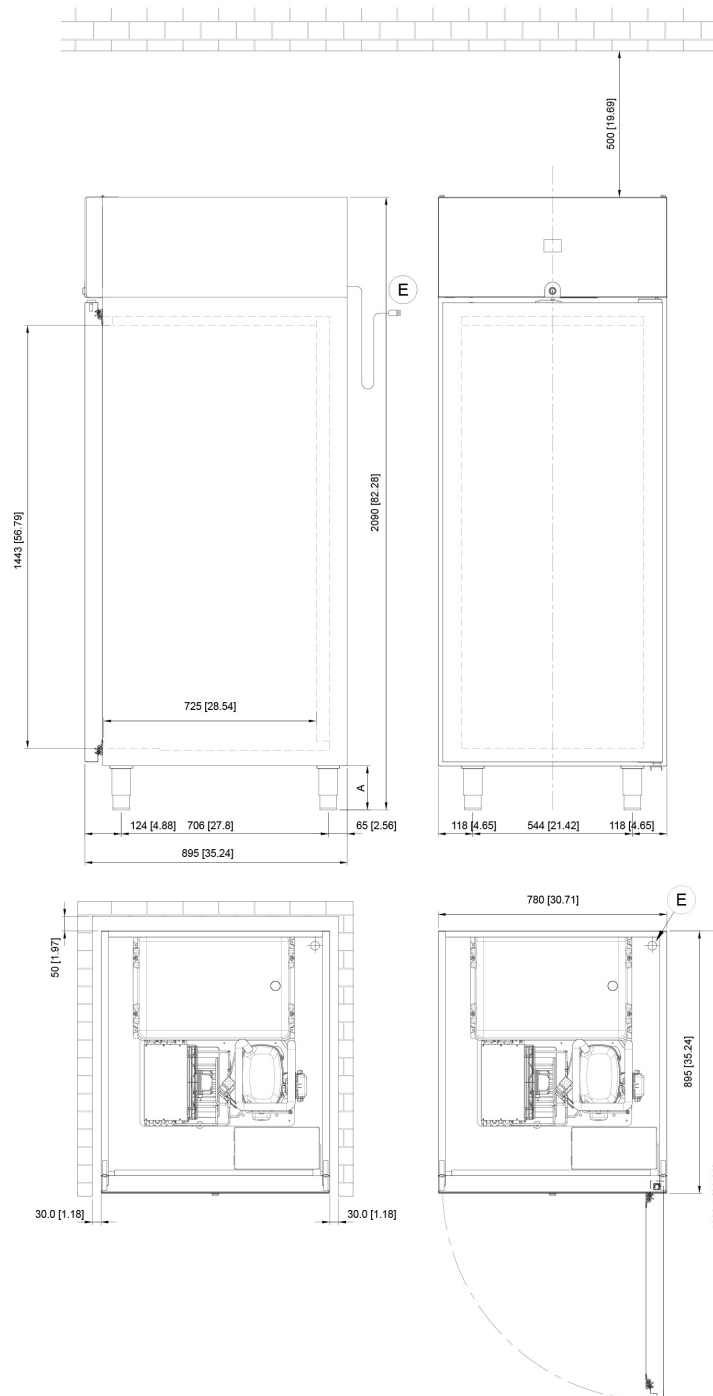
Volume utile	lt	563,85
Capacity		n. 54 - 5 lt. (360 x 165 x 120)

POWER SUPPLY

Max electric power	kW	0,906
Cooling power	kW	0,834
Max consumption	A	4,4
Power supply voltage	V	230
Frequency	Hz	50



* TN - Evap. temp. -10°C / Cond. temp. +45°C || BT - Evap. temp. -25°C / Cond. temp. +45°C.



DIMENSIONI mm

DIMENSIONS [in]

A = 140 / 200 PIEDINI - FEET

A = 155 RUOTE \varnothing 100 - CASTORS \varnothing 100

(E)

IT - INGRESSO CAVO ALIMENTAZIONE ELETTRICA

EN - ELECTRICAL POWER SUPPLY CABLE INLET

FR - ENTRÉE DU CÂBLE D'ALIMENTATION ÉLECTRIQUE

DE - ANSCHLUß STROMKABEL

ES - ENTRADA CABLE DE ALIMENTACIÓN ELÉCTRICA

RU - ВХОД ДЛЯ ЭЛЕКТРИЧЕСКОГО КАБЕЛЯ ПИТАНИЯ